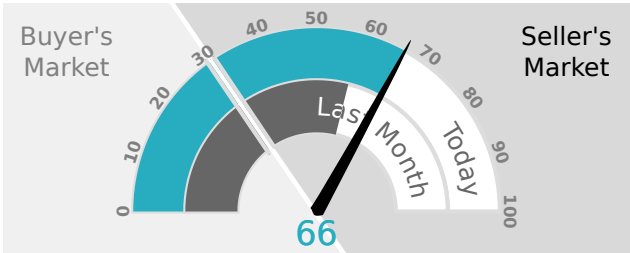


CARLSBAD, CA 92009  
Single-Family Homes

This week the median list price for Carlsbad, CA 92009 is \$2,099,000 with the market action index hovering around 66. This is an increase over last month's market action index of 58. Inventory has increased to 35.

MARKET ACTION INDEX












This answers "How's the Market?" by comparing rate of sales versus inventory.



Strong Seller's Market

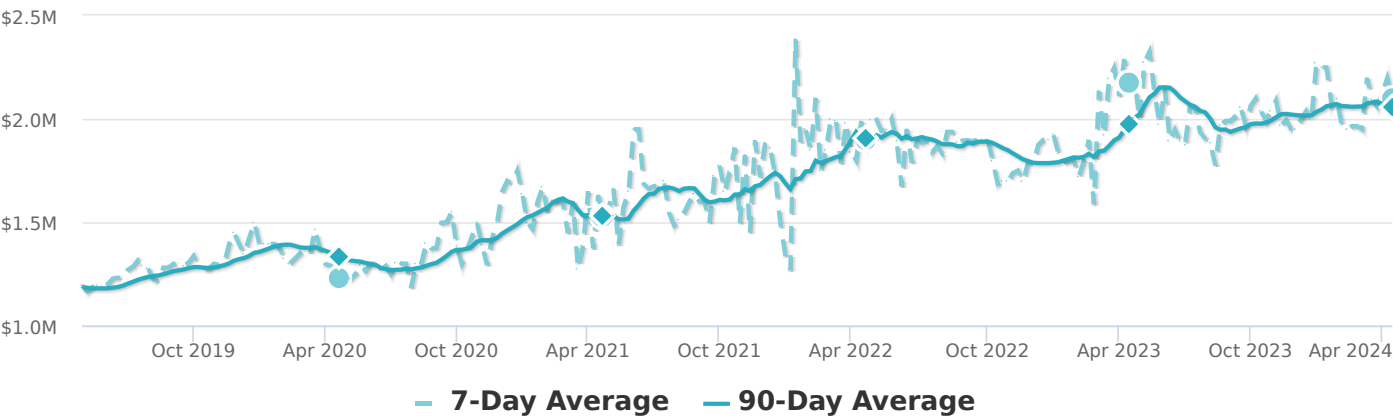
Home sales continue to outstrip supply and the Market Action Index has been moving higher for several weeks. This is a Seller's market so watch for upward pricing pressure in the near future if the trend continues.

REAL-TIME MARKET PROFILE

Median List Price		\$2,099,000
Median Price of New Listings		\$1,770,000
Per Square Foot		\$699
Average Days on Market		34
Median Days on Market		14
Price Decreased		20%
Price Increased		0%
Relisted		6%
Inventory		35
Median Rent		\$4,625
Market Action		66

Strong Seller's Market

MEDIAN LIST PRICE



MARKET SEGMENTS

Each segment below represents approximately 25% of the market ordered by price.

Median Price	Sq. Ft.	Lot Size	Beds	Bath	Age	New	Absorbed	DOM
\$3,647,500	4,702	0.5 - 1 acre	5	4.5	23	1	1	24
\$2,250,000	3,345	0.25 - 0.5 acre	5	3.5	19	4	1	28
\$1,989,000	2,685	8,000 - 10,000 sqft	4	3	36	2	3	14
\$1,499,000	2,259	8,000 - 10,000 sqft	3	2.5	24	7	3	0