

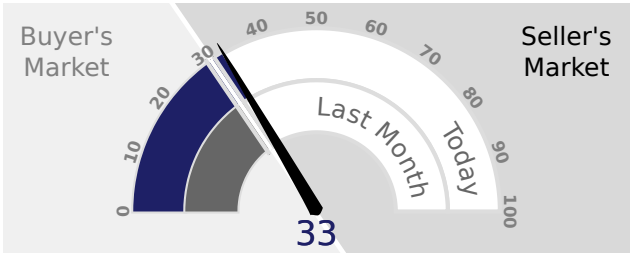
CAVE CREEK, AZ 85331

Single-Family Homes

This week the median list price for Cave Creek, AZ 85331 is \$1,050,000 with the market action index hovering around 33. This is an increase over last month's market action index of 32. Inventory has decreased to 163.

MARKET ACTION INDEX












This answers "How's the Market?" by comparing rate of sales versus inventory.



Slight Seller's Advantage

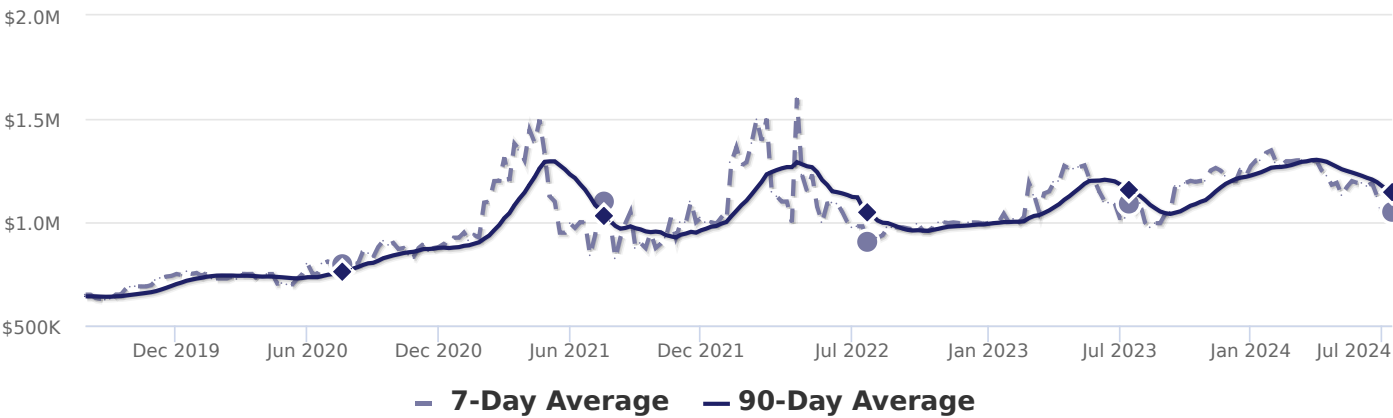
In the last few weeks, the Market Action Index has resumed a climb. Despite the fact that we're in a Seller's market, prices have not yet resumed upward momentum. However, it is likely that given these conditions, prices will at least level off very soon. If the increasing trend continues, expect that prices could shift higher quickly.

REAL-TIME MARKET PROFILE

Median List Price		\$1,050,000
Median Price of New Listings		\$860,000
Per Square Foot		\$380
Average Days on Market		110
Median Days on Market		77
Price Decreased		58%
Price Increased		4%
Relisted		4%
Inventory		163
Median Rent		\$3,875
Market Action		33

Slight Seller's Advantage

MEDIAN LIST PRICE



MARKET SEGMENTS

Each segment below represents approximately 25% of the market ordered by price.

Median Price	Sq. Ft.	Lot Size	Beds	Bath	Age	New	Absorbed	DOM
\$2,287,500	4,388	1 - 2.5 acres	4	5	11	1	2	126
\$1,295,000	3,209	0.5 - 1 acre	4	3	19	1	7	98
\$925,000	2,558	8,000 - 10,000 sqft	4	3	24	1	5	70
\$669,000	2,186	6,500 - 8,000 sqft	4	3	25	2	6	56